

Scaled data based on original data using  
LM-79-08 Approved Method: Electrical and Photometric Measurements of Solid-  
State Lighting Products

Test Report Prepared for  
Cooper Lighting Solutions  
(formerly Eaton)

Brand: INVUE

Report Number: P401102

Luminaire Tested: **ENV-SA1B-730-U-T3**

Issue Date: 5/20/2020

**Test Information**

Test Method: LM-79-08  
Report Number: P401102  
TEST IS SCALED FROM IESNA LM-79-08 TEST DATA (G1-2004-754-13)  
Test Lab: INNOVATION CENTER  
Issue Date: 5/20/2020  
Manufacturer: COOPER LIGHTING SOLUTIONS (FORMERLY EATON)  
Product Line: INVUE  
Catalog Number: ENV-SA1B-730-U-T3  
Description: ENTRI LED LUMINAIRE  
(1) 70 CRI, 3000K, 450mA LIGHTSQUARE WITH 16 LEDS AND TYPE III OPTICS  
Light Source: -  
Ballast/Driver: ELECTRONIC DRIVER

**Summary**

Lumens per Lamp: N/A  
Luminaire Lumens: 3179 lumens  
Efficiency: N/A  
Efficacy: 125.2 lumens/watt  
Luminous Opening: Rectangular (W 0.5' x L: 0.5' x H: 0')  
IES Classification: Type III - Short - Semi-Cutoff  
BUG Rating: B1 - U0 - G1

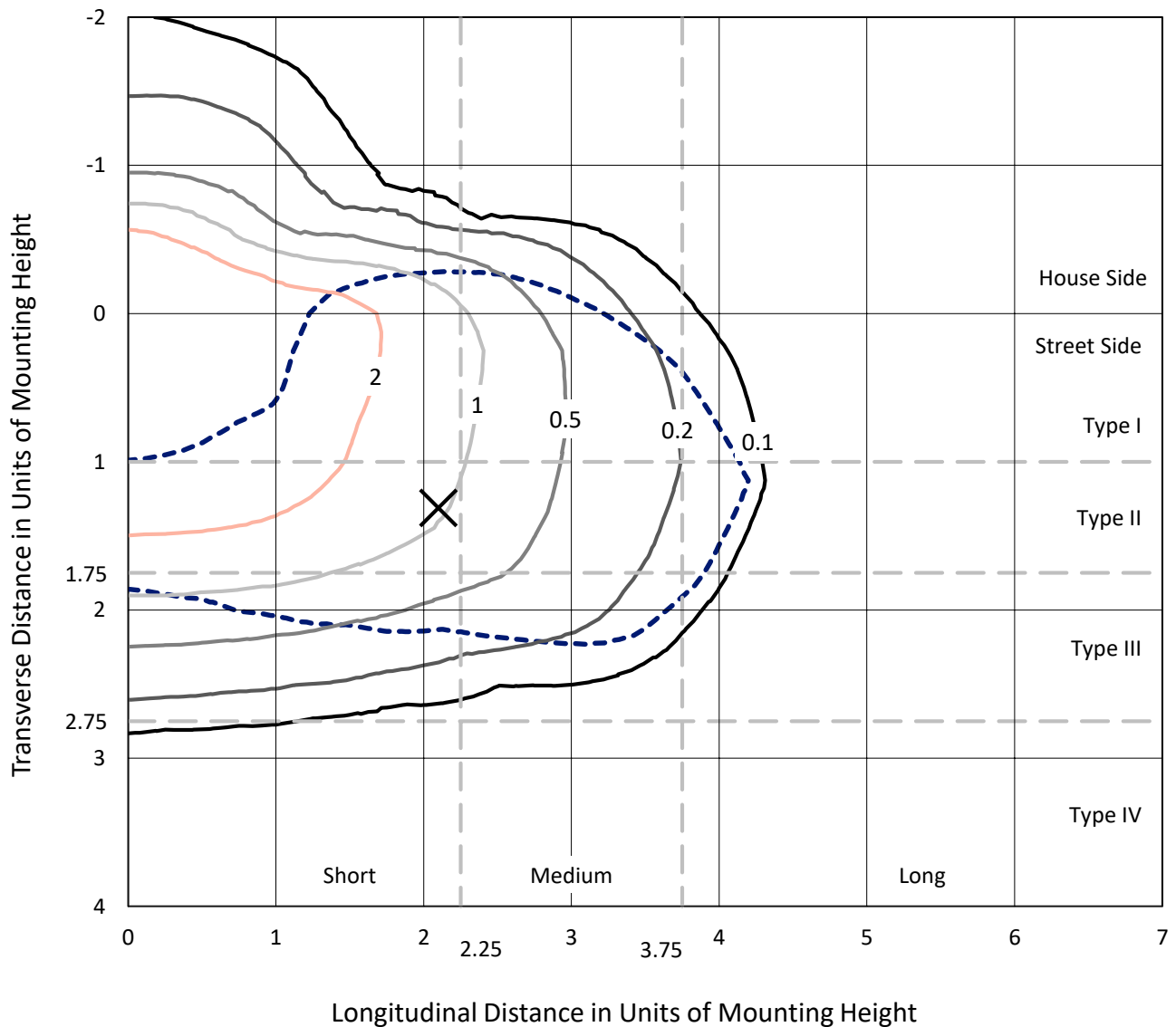
Input Watts (W): 25.4  
Input Voltage (V): NR  
Input Current (Ain): NR  
Voltage Rise (V): NR  
Power Factor: NR  
Total Harmonic Distortion (THDi): NR  
Frequency (hertz): 60  
Stabilization Time: NR  
Operation Time: NR  
Ambient Temperature (°C): NR  
Test Distance: 25 FT



REPORT NUMBER: P401102  
 CATALOG NUMBER: ENV-SA1B-730-U-T3

### Iso-Footcandle Lines of Horizontal Illumination

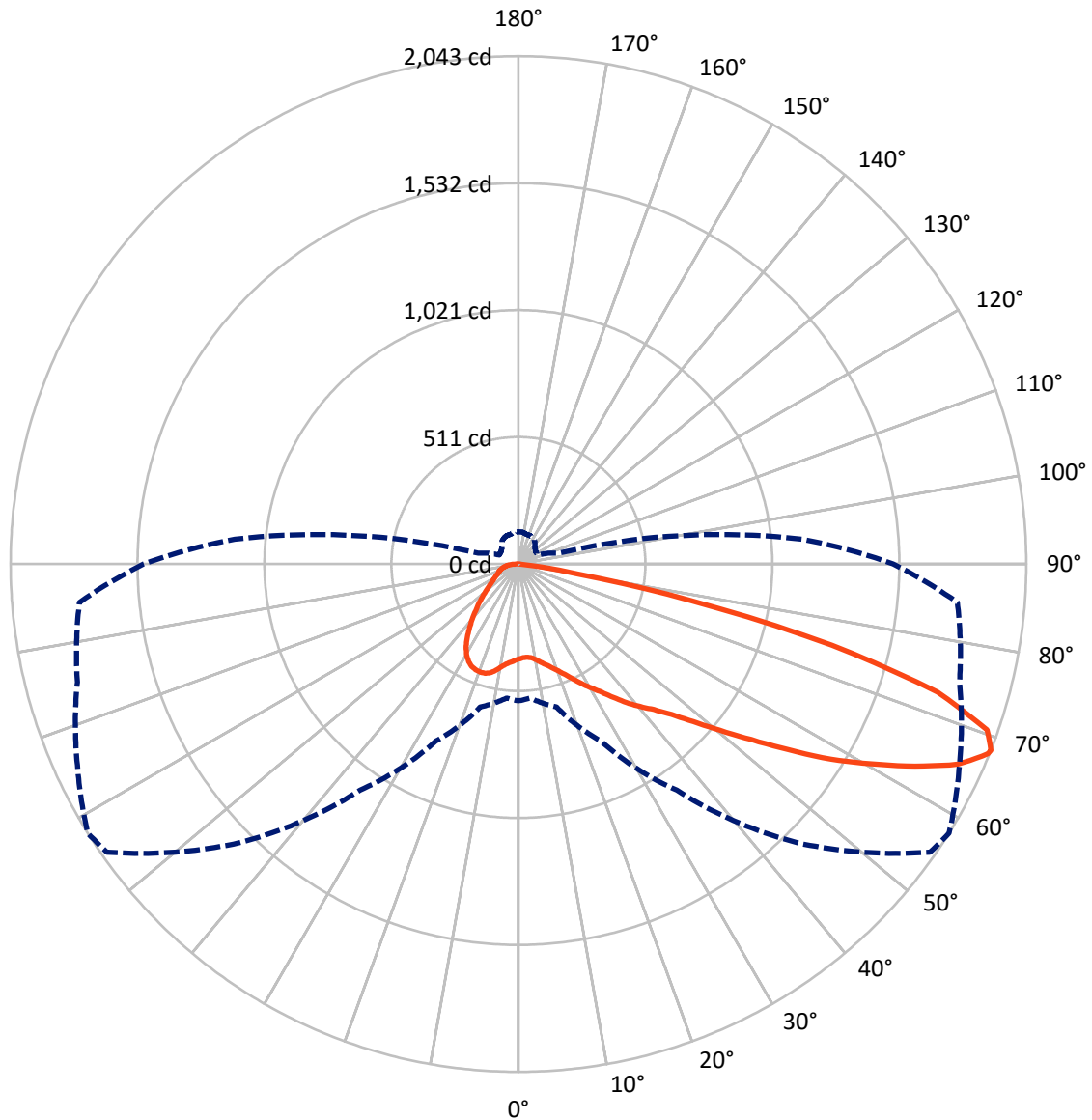
× Max cd  
 - - - 1/2 Max cd



Based on 10 foot mounting height. Maximum calculated value = 4.2 fc  
 Type III - Short - Semi-Cutoff

REPORT NUMBER: P401102  
CATALOG NUMBER: ENV-SA1B-730-U-T3

### Luminous Intensity Polar Plot



— Vertical Plane Through 58-Deg Lateral    - - - Horizontal Cone Through 68-Deg Vertical

REPORT NUMBER: P401102

CATALOG NUMBER: ENV-SA1B-730-U-T3

**FLUX DISTRIBUTION:**

		Downward	Upward	Total
<b>House Side</b>	Lumens	744.4	0.0	744.4
	% Fixture	23.4	0.0	23.4
<b>Street Side</b>	Lumens	2434.6	0.0	2434.6
	% Fixture	76.6	0.0	76.6
<b>Total</b>	Lumens	3179.0	0.0	3179.0
	% Fixture	100.0	0.0	100.0

**Coefficient of Utilization**

**ZONAL LUMENS:**

Zone	Lumens	% Fixture
0°-10°	37.6	1.2
10°-20°	123.0	3.9
20°-30°	221.2	7.0
30°-40°	324.9	10.2
40°-50°	476.5	15.0
50°-60°	712.3	22.4
60°-70°	832.9	26.2
70°-80°	410.6	12.9
80°-90°	40.1	1.3
90°-100°	0.0	0.0
100°-110°	0.0	0.0
110°-120°	0.0	0.0
120°-130°	0.0	0.0
130°-140°	0.0	0.0
140°-150°	0.0	0.0
150°-160°	0.0	0.0
160°-170°	0.0	0.0
170°-180°	0.0	0.0
0°-90°	3179.0	100.0
0°-180°	3179.0	100.0



REPORT NUMBER: P401102

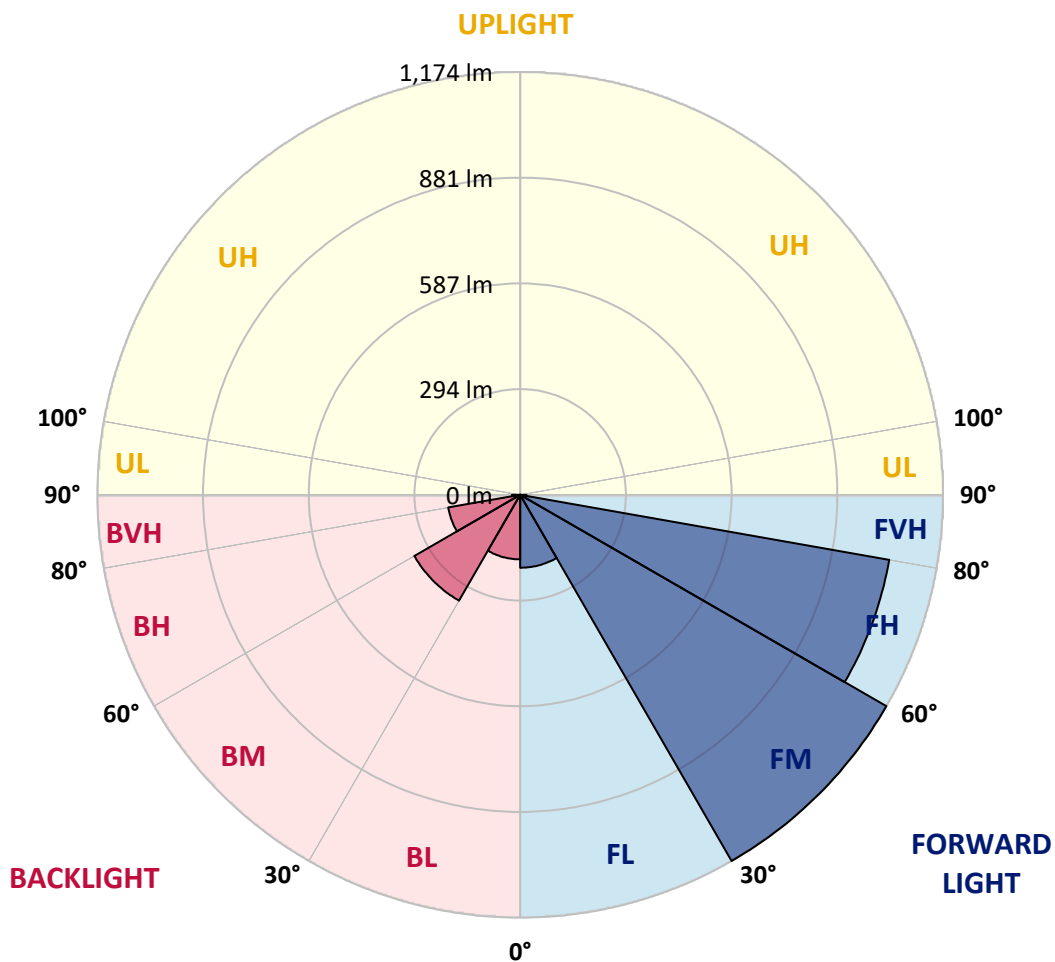
CATALOG NUMBER: ENV-SA1B-730-U-T3

**LUMINAIRE CLASSIFICATION SYSTEM LUMEN TABLE AND BUG RATING:**

Zone	Lumens	% Fixture	Zone Rating/Lumen Limit		
			B	U	G
FL (0°-30°)	202.5	6.4			
FM (30°-60°)	1174.2	36.9			
FH (60°-80°)	1040.7	32.7			G1/1800
FVH (80°-90°)	17.3	0.5			G1/100
BL (0°-30°)	179.2	5.6	B1/500		
BM (30°-60°)	339.5	10.7	B1/1000		
BH (60°-80°)	202.8	6.4	B1/500		G1/500
BVH (80°-90°)	22.8	0.7			G1/100
UL (90°-100°)	0.0	0.0		U0/0	
UH (100°-180°)	0.0	0.0		U0/0	

**BUG Rating: B1-U0-G1**

Type III Short





REPORT NUMBER: P401102

CATALOG NUMBER: ENV-SA1B-730-U-T3

**CANDELA DISTRIBUTION (FULL):**

	0°	5°	15°	25°	35°	45°	55°	58°	65°	75°	85°
0°	381.8	381.8	381.8	381.8	381.8	381.8	381.8	381.8	381.8	381.8	381.8
2.5°	372.4	372.4	373.8	374.2	375.1	376.0	376.9	377.3	378.6	380.4	381.3
5°	369.3	369.8	370.7	371.1	372.4	374.2	375.5	376.4	378.6	382.2	384.4
7.5°	376.4	377.8	378.2	378.6	379.1	380.4	380.4	380.9	383.1	386.6	389.7
10°	388.0	388.9	390.2	391.5	392.9	393.7	391.1	391.5	392.4	396.0	400.4
12.5°	402.6	402.6	403.1	404.8	406.2	408.8	406.2	406.2	406.2	409.3	414.6
15°	419.0	418.2	418.2	419.9	420.4	422.1	420.8	420.8	422.6	425.7	431.0
17.5°	437.7	439.0	437.7	436.8	435.5	436.4	437.2	438.1	441.7	446.6	449.7
20°	464.8	467.0	466.1	462.5	456.8	454.1	457.2	459.0	466.1	471.9	472.3
22.5°	507.8	506.5	505.2	498.9	487.4	480.3	480.7	483.4	494.5	503.4	498.9
25°	547.8	549.1	549.1	540.2	525.1	510.5	511.8	513.1	524.2	532.2	520.3
27.5°	596.2	595.3	594.8	582.8	564.6	550.4	542.9	546.4	554.4	557.5	534.5
30°	646.3	649.9	646.3	629.5	612.1	593.9	578.8	578.0	582.0	581.5	551.3
32.5°	706.7	703.6	702.3	682.7	661.0	637.0	617.9	614.8	612.6	609.5	571.3
35°	753.3	757.3	757.3	740.4	714.7	691.2	661.4	658.7	653.4	643.2	597.5
37.5°	808.3	807.5	810.6	791.0	765.3	742.6	715.1	707.6	695.6	680.5	628.6
40°	862.1	864.3	871.4	847.9	824.3	806.6	767.5	753.7	735.5	721.8	673.8
42.5°	935.3	938.4	941.1	921.5	893.6	877.6	817.2	799.9	789.7	787.0	733.8
45°	1024.1	1029.4	1031.6	1013.9	997.9	959.7	879.8	863.8	852.7	864.3	815.4
47.5°	1109.3	1106.6	1116.9	1116.4	1118.2	1072.5	969.9	946.0	935.3	964.6	909.1
50°	1157.2	1161.2	1183.4	1206.1	1237.6	1204.7	1074.2	1050.3	1037.8	1074.2	1019.2
52.5°	1182.1	1187.4	1217.2	1280.7	1347.7	1332.1	1199.9	1173.2	1162.6	1198.1	1137.3
55°	1184.3	1187.4	1227.4	1325.9	1431.6	1436.5	1343.2	1317.9	1303.3	1326.4	1266.0
57.5°	1147.5	1138.2	1207.0	1332.6	1485.3	1545.2	1500.8	1482.6	1441.3	1466.2	1425.8
60°	1081.8	1091.1	1158.6	1305.1	1507.9	1630.0	1658.9	1631.3	1583.4	1593.6	1598.0
62.5°	982.4	994.3	1064.5	1241.1	1489.7	1701.9	1804.9	1791.1	1726.8	1721.4	1729.4
65°	840.7	833.6	911.8	1101.3	1403.6	1725.9	1948.3	1942.5	1865.7	1803.1	1806.2
67.5°	606.4	599.7	654.3	850.1	1170.6	1636.7	2024.6	2037.5	1949.6	1839.1	1791.1
68°	550.4	541.1	595.7	785.7	1110.6	1585.2	2020.6	2042.8	1955.8	1836.9	1772.5
70°	316.9	301.9	354.7	512.7	817.7	1334.4	1939.0	2000.2	1941.2	1793.8	1650.4
72.5°	99.4	99.4	137.2	207.3	401.3	844.3	1658.9	1763.2	1775.6	1630.4	1371.7
75°	62.1	62.1	71.5	98.1	159.8	358.2	1144.4	1303.3	1410.7	1372.5	1000.1
77.5°	42.2	41.3	47.5	60.8	89.2	115.0	574.4	705.8	862.9	937.1	585.1
80°	23.1	23.5	29.3	36.4	50.6	53.3	168.7	238.4	380.0	445.2	222.0
82.5°	13.3	12.9	14.2	16.0	22.2	23.1	48.4	59.5	99.4	92.3	59.5
85°	0.0	0.4	0.4	0.4	0.9	2.2	6.2	9.3	15.1	20.9	14.6
87.5°	0.0	0.0	0.0	0.0	0.4	0.4	0.9	0.9	0.9	0.9	1.3
90°	0.0	0.0	0.0	0.0	0.0	0.0	0.0	0.0	0.0	0.0	0.0



REPORT NUMBER: P401102

CATALOG NUMBER: ENV-SA1B-730-U-T3

**CANDELA DISTRIBUTION (continued):**

	90°	95°	105°	115°	125°	135°	145°	155°	165°	175°	180°
0°	381.8	381.8	381.8	381.8	381.8	381.8	381.8	381.8	381.8	381.8	381.8
2.5°	382.2	383.5	385.7	387.5	388.4	387.5	390.6	390.2	391.1	391.1	392.0
5°	386.2	388.0	392.0	394.2	396.4	397.3	400.8	401.7	403.5	404.4	403.9
7.5°	392.0	394.2	399.1	403.1	406.2	408.4	414.2	416.8	419.5	420.4	421.3
10°	402.6	405.7	411.1	415.9	420.4	423.5	428.4	431.9	434.6	435.5	436.4
12.5°	416.8	420.4	427.0	433.7	438.6	440.3	439.9	439.0	439.0	438.6	439.0
15°	433.2	436.8	445.2	451.4	451.9	446.1	438.1	434.1	433.2	433.2	433.7
17.5°	452.3	456.8	462.1	465.7	457.2	443.0	433.7	429.7	428.8	428.4	427.5
20°	474.1	476.7	478.5	474.1	455.4	439.0	428.4	422.6	418.2	417.7	415.9
22.5°	497.2	496.3	494.1	478.1	450.6	429.7	415.0	404.4	398.6	398.2	396.4
25°	514.0	510.5	503.8	479.0	441.7	414.6	393.7	376.9	369.3	365.8	366.7
27.5°	525.1	517.6	506.0	474.5	426.1	391.5	362.2	340.0	328.9	327.2	328.5
30°	538.5	526.5	507.8	463.4	403.9	359.1	320.9	298.7	292.5	289.4	290.3
32.5°	554.4	538.9	513.6	446.6	376.0	321.4	280.1	264.6	257.5	251.7	253.5
35°	575.3	555.8	522.9	422.6	340.5	281.4	250.8	236.6	223.7	217.5	218.0
37.5°	599.7	577.5	530.9	394.6	301.9	251.2	225.5	208.6	192.7	180.7	178.4
40°	638.8	620.6	537.6	363.6	265.0	226.4	200.6	181.6	166.5	154.5	153.1
42.5°	704.0	672.5	538.0	326.3	233.5	205.1	180.2	159.4	142.5	132.3	131.8
45°	780.8	732.0	528.7	286.3	206.0	183.8	162.0	138.5	128.7	122.1	121.2
47.5°	871.8	800.4	508.3	249.0	182.4	162.9	143.4	129.2	122.1	117.2	117.2
50°	975.7	880.7	487.8	217.1	159.8	146.0	132.7	125.2	119.9	115.4	115.0
52.5°	1092.9	975.7	481.2	184.7	141.2	130.5	129.2	122.1	117.6	114.5	113.6
55°	1232.7	1082.2	487.4	159.4	126.5	124.3	127.0	121.2	118.1	113.2	111.9
57.5°	1394.3	1186.1	480.7	138.1	116.3	118.5	124.3	121.2	118.5	112.3	110.5
60°	1546.6	1278.9	435.5	120.3	106.5	111.4	120.7	117.2	113.2	111.9	111.0
62.5°	1628.2	1309.1	347.1	106.5	99.0	104.3	115.0	110.5	107.9	111.0	111.4
65°	1629.1	1274.9	255.2	96.3	92.8	98.1	109.2	107.9	109.6	116.7	118.1
67.5°	1538.6	1171.0	180.2	87.0	86.6	93.2	111.9	120.7	122.1	129.2	129.2
68°	1507.5	1145.3	167.4	85.7	85.2	93.2	114.1	123.0	123.8	130.5	130.1
70°	1337.0	968.1	121.2	80.3	83.0	99.9	126.1	129.2	123.8	131.4	131.0
72.5°	1044.9	716.0	90.6	74.6	79.0	98.5	127.0	123.8	115.9	117.6	115.4
75°	706.2	456.3	74.6	68.4	70.1	83.5	115.4	116.7	107.4	105.6	103.0
77.5°	369.8	214.0	60.4	60.8	62.6	72.4	103.0	106.1	97.7	92.3	91.4
80°	136.3	84.8	49.3	53.7	54.6	63.5	88.3	93.2	85.2	81.2	80.3
82.5°	49.7	42.2	40.8	47.1	46.2	54.2	77.2	80.8	72.4	68.4	66.1
85°	13.8	15.5	25.7	36.8	36.0	42.2	62.1	65.3	58.2	47.9	46.6
87.5°	0.9	3.1	10.2	21.8	22.6	26.2	44.8	49.3	43.1	35.5	35.1
90°	0.0	0.0	0.0	0.0	0.0	0.0	0.0	0.0	0.0	0.0	0.0

(END OF REPORT)